

10+
2-6
45'

ART GALLERY



An exciting challenge for the most famous paintings in the world
by Francesco Frittelli
Piatnik game no. 669491
© 2023 Piatnik, Vienna • Printed in Austria



The famous ART GALLERY not only houses the most important works of art in the world but is also renowned for the high level of the cultural offer that it manages to offer to its visitors. Preparations for the opening of the new exhibition are in progress and it's up to you, in the role of tour guide, to walk through the halls of the museum to carefully study the paintings and create the best tour. Choose wisely what to do to accumulate victory points and be careful because the competition is fierce. Who at the end will have scored most victory points will be the best guide in the museum.

CONTENTS


In addition of this rulebook in the box there are:



1 Modular Board
4 parts A-D




6 colored pawns



24 Players markers



54 Action Cards



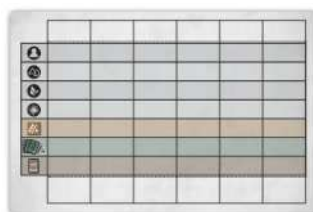
1 First Player card



48 Paintings Cards




48 Painting tiles



1 Scoring Block

SET UP

- Depending on how many are playing, take the corresponding board pieces, put them together in the right order and place them in the middle of the table:
 - **2 or 3** players parts **A+D**
 - **4** players parts **A+B+D**
 - **5 or 6** players parts **A+B+C+D**
- Shuffle the 48 painting cards and then place one card face up on each of the marked painting spaces on the board. Put the remaining painting cards face down in a pile next to the board.
- Shuffle all the painting tiles and make four piles, which you place on the marked Shop spaces on the board. Note the different number of tiles per stack:
 - Place **18** tiles on the space next to the "1" mark
 - Place **14** tiles on the space next to the "3" mark
 - Place **10** tiles on the space next to the "5" mark
 - Place **6** tiles on the space next to the "7" mark
- Each player takes 1 pawn, the 4 markers in the same colour and 9 action cards (from 0 to 8). The unused action cards are removed from the.
- All players pawns start from the black bench in the Shop on the board.
- Who has most recently visited a museum will be the first player and will take the first player card



Set up for 4 players

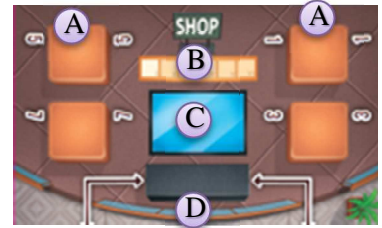
Components

The board

The board always consists of the **Shop** area and **four to eight** Gallery areas. The set of all the Galleries and the Shop constitutes a closed path where players will move their pawns.

SHOP:

There are 4 spaces to place the painting tiles (A), the numbered track where to place the cubes in order of arrival (B), the space for the action cards (C) and the black bench for the player pawns (D).



GALLERY

In each gallery there is a space in which to place the work card (A), a numbered track where to place the marker in order of arrival (B), the space for the player pawns (C) and the space for the action cards (D)



Painting Cards

The cards represent various masterpieces identified by a number at the bottom left.

Each card has up to 4 symbols in the upper left corner, next to each symbol is associated a number representing its value (1-4). The symbols represent 4 visit itineraries, they do not express any kind of judgment regarding the work represented, and their arrangement will be crucial in determining the victory points in the end of the match.



Painting tiles

Each tile represents a detail of the related painting cards identified by the number shown at bottom right.



HOW TO PLAY

The game is divided into a several number of **rounds**. During each round the players will have to try to optimize their visit to the museum by collecting painting cards and/or tiles .

The game ends at the end of the round in which at least one of the following 3 conditions occurs:

- A player has collected the **tenth** painting card
- There are not enough painting cards to place in the galleries
- The Shop runs out of painting tiles

Each round consists of a two phases: during the first phase, each player will move their pawn and visit the rooms and/or the shop to obtain the paintings cards/tiles; each player will play 4 turns. When the last player ends his/her 4th turn the second phase of the round starts, in this phase the tiles at the shop and the artwork cards will be assigned.

Player's Turn

In each round you have four turns and always carry out the following two actions in order:

- 1) **Movement:** Play any **1 action card** from your hand **face up in front of you** and move your piece on the board as many benches as the card value indicates. Important: You may move your game piece clockwise or anticlockwise, but you may not change direction in the same movement. You must move exactly the value indicated on the card. There can be any number of players pawns on a bench.
- 2) **Visit:** Place any **1 action card** from your hand **face down on the action space** belonging to the Gallery or Shop area where your pawn is sitting on the bench. If there are already other action cards on this action space, simply place your card on top. Then place your own marker on the space with the lowest number still visible on the marker bar in the corresponding area. N.B.: The first marker is always placed on the light field with the number I. The maximum number of markers per marker bar is six.

Then it's the next person's turn, going clockwise.

Carry out these actions three more times in turn until all players have had **four turns and played 8 action cards**.

Now compare the card value of the last card in your hand with each other. The player with the highest card value gets the 1st player card. In the event of a tie, the start card is given to the person sitting clockwise next to the person who had the start card in the previous round.

Then **DISTRIBUTE** the painting tiles and cards on the table and the action cards that have been played.

Important: Always start the distribution in the Shop area and then go clockwise through the Gallery areas in order.

Painting tiles in the Shop area:

1. Turn face up all the action cards that are on the action space in the Shop area face down, without changing the order. N.B.: The markers used indicate the order of the action cards played. The card at the bottom corresponds to the marker placed on space I. on the marker bar.
2. The player who placed their marker on the space with the lowest number starts and may take 1 or 2 painting tiles from the four piles first. The action card's card value indicates which spaces the top painting tile on the pile may be taken from. The card value may also be divided between two different spaces. You are not allowed to take 2 tiles from the pile on the same space! You cannot use any remaining card values. After that, the person whose marker is on space II. on the marker bar may choose a painting tile next, and so on until all players have taken painting tiles. N.B.: Any player who placed several markers (incl. action cards) in the Shop area may take painting tiles more often. You are not allowed to add several action cards' values together.
3. Once the painting tiles have been distributed, the action cards that have been played are distributed: The player who placed their marker on the space with the lowest number on the marker bar, may choose and pick up any 1 action card first. Then that player takes back their inserted marker from the marker bar and places it in front of them. Then the last but one player follows, and so on, until all the action cards and markers are distributed. Consequently, each person gets back 1 action card per inserted marker

Painting cards in the Gallery areas:

1. Each Gallery area is valued individually. Turn all the action cards that are on the action space in the relevant Gallery area face down, without changing the order. N.B.: The markers used indicate the order of the action cards played. The card at the bottom corresponds to the marker placed on space I. on the marker bar.
2. The player who played the card with the highest value may take the area's painting card that is on the table and place it face up in front of them in their collection. **Important:** If someone played more than 1 marker – and consequently several action cards – the card values are added together! In the event of a tie, the person who has the painting tile that goes with it gets the painting card. If no one has this painting tile, the person whose marker is on the space with the lower number on the marker bar gets the painting card.
3. Once the painting card has been awarded, the action cards that have been played are distributed: The player who placed their marker on the space with the lowest number on the marker bar, may choose and pick up any 1 action card first. Then that person takes back their inserted marker from the marker bar and places it in front of them. Then the last but one person follows, and so on, until all the action cards and markers are distributed. Consequently, each person gets back 1 action card per inserted marker.

The Zero card:

this card is special, its value is zero (i.e if used to move your pawn the pawn stays in the same place), but when there is another card in the same gallery its value becomes 10 (i.e. if a player has played two cards on a gallery a 3 and 0, their bidding value is 13!) Attention this effect is not applied on the Shop.

Correctly displaying the collected paintings:

- Always place the painting cards in your collection face up in front of you.
- If you have already collected painting cards, place all the others overlapping to the right of them (see illustration).
- Important: The order of the collected paintings must not be changed at any time!



End of the round:

- Refill the empty painting spaces with painting cards from the pile.
- The pawns remain on the benches they are currently on.
- Add to your hand the 9 action cards that you have in front of you, 4 used to move, 4 received from shop and/or galleries distribution and 1 to identify the first player. Check whether you all have 9 cards each in your hand again. N.B.: It is quite possible that you now have a different distribution of card values in your hand.
- The new round starts with the players that has the first player card.

END OF THE GAME AND FINAL SCORING

The game ends at the end of the round in which at least one of the following 3 conditions occurs:


- A player has collected the **tenth** painting card
- There are not enough painting cards to place in the galleries
- The Shop runs out of painting tiles on 2 or 3 piles as follows:
 - **2 or 3** players **2** piles
 - **4-6** players **3** piles

Scoring:

Painting cards:

Rows of symbols on the painting cards: Score each row of symbols in your collection separately. Find the most valuable connected chain of identical symbols in each row. The chain must not be broken by a missing symbol on a card! Then add up the values next to the corresponding symbols and enter the results as points

Example:



The score is $4+3+6+4= 17$ VP

Painting tiles :

For each painting tile you have in your possession that matches a painting card in your own collection (= same number) you receive **3 VP**. For each painting tile that does not match a painting card in your own collection, you receive **1 VP**

Action Cards

Add up the values of the cards in your hand and divide the total by 4 (rounded down). Enter the result as **VP**.

First player:

The player holding the first player card receives **3 VP**.

The player with highest points total wins. In the event of a tie, the person with the most painting tiles wins. If there is also a tie here, all the players who are tied share the victory

For your inspiration, support and numerous test rounds, I thank my daughters Silvia and Laura, my wife Mariella, my dear friend Enrica, as well as Francesco, Aldo, Mauro, Paolo, Jürgen, Paolo, Gianni, Federico, Leo, Piero, Alberto and Filippo.

GLOSSARY

01. Sandro Botticelli: *The Birth of Venus* (c. 1485/86), Uffizi Florence, 172.5 x 278.5 cm.
02. Domenico Ghirlandaio: *Portrait of Giovanna Tornabuoni* (1489-90), Museum Thyssen-Bornemisza Madrid, 77 x 49 cm.
03. Albrecht Dürer: *Young hare* (1502), Albertina Vienna, 25.1 x 22.6 cm.
04. Albrecht Dürer: *Great Piece of Turf* (1503), Albertina Vienna, 40.8 x 31.5 cm.
05. Leonardo Da Vinci: *Mona Lisa* (1503-06), Louvre Paris, 77 x 53 cm.
06. Raphael: *Madonna of the Goldfinch* (1506-07), Uffizi Florence, 107 x 77.2 cm.
07. Albrecht Altdorfer: *Battle of Alexander* (1528-29), Alte Pinakothek Munich, 158 x 120 cm.
08. Hans Holbein the Younger: *Portrait of Henry VIII.* (1536/37), Museum Thyssen-Bornemisza Madrid, 28 x 20 cm.
09. Giuseppe Arcimboldo: *Summer* (1563), Kunsthistorisches Museum Vienna, 78 x 63.5 cm.
10. Pieter Bruegel the Elder: *The Tower of Babel* (Viennese version, 1563), Kunsthistorisches Museum Vienna, 114 x 155 cm.
11. Pieter Bruegel the Elder: *The Hunters in the Snow* (1565), Kunsthistorisches Museum Vienna, 117 x 162 cm.
12. Michelangelo Merisi da Caravaggio: *Bacchus* (c. 1598), Uffizi Florence, 95 x 85 cm.
13. Rembrandt van Rijn: *Christ in the Storm on the Sea of Galilee* (1633), stolen, 160 x 128 cm.
14. Diego Velázquez: *Las Meninas* (1656), Museo del Prado Madrid, 318 x 276 cm.
15. Jan Vermeer: *Girl with a Pearl Earring* (1665), Mauritshuis Den Haag, 45 x 40 cm.
16. Jan Vermeer: *The Art of Painting* (c. 1666-68), Kunsthistorisches Museum Vienna, 120 x 100 cm.
17. Antoine Watteau: *Pierrot, called Gilles* (1718-19), Louvre Paris, 184.5 x 149 cm.
18. Antoine Watteau: *Mezzettino* (1718-20), Metropolitan Museum of Art New York, 55.2 x 43.2 cm.
19. Jean-Étienne Liotard: *The Chocolate Girl* (1743-45), Old Masters Picture Gallery Dresden, 83 x 53 cm.
20. Jean-Honoré Fragonard: *The Swing* (1767-68), Wallace Collection London, 81 x 64 cm.
21. Francisco de Goya: *The Parasol* (1777), Museo del Prado Madrid, 104 x 152 cm.
22. Joseph Turner: *Fisherman at Sea* (1796), Tate Gallery London, 91 x 122 cm.
23. Caspar David Friedrich: *The Monk by the Sea* (1808-10), Old National Gallery Berlin, 110 x 171.5 cm.
24. Caspar David Friedrich: *Chalk Cliffs on Rügen* (1818), Kunst Museum Winterthur - Reinhart am Stadtgarten, 90.5 x 71cm.
25. Caspar David Friedrich: *Wanderer above the Sea of Fog* (c. 1818), Hamburg Kunsthalle, 94.8 x 74.8 cm.
26. Katsushika Hokusai: *The Great Wave off Kanagawa* (1830-32), National Museum Tokyo, 25 x 37 cm.
27. Carl Spitzweg: *The Poor Poet* (1839), Neue Pinakothek Munich, 36.2 x 44.6 cm.
28. Édouard Manet: *The Balcony* (1868-69), Musée d'Orsay Paris, 169 x 125 cm.
29. Édouard Manet: *The Luncheon on the Grass* (1863), Musée d'Orsay Paris, 208 x 264.5 cm.
30. Édouard Manet: *The Railway* (1872/73), National Gallery of Art Washington D.C., 93.3 x 111.5 cm.
31. Edgar Degas: *The Dancing Class* (1871-74), Musée d'Orsay Paris, 85 x 75 cm.
32. Claude Monet: *Impression, Sunrise* (1872), Musée Marmottan Monet Paris, 48 x 63 cm.
33. Auguste Renoir: *Luncheon of the Boating Party* (1880-81), Philips Collection Washington D.C., 130 x 173 cm.
34. Auguste Renoir: *Two Sisters (On the Terrace)* (1881), Art Institute of Chicago, 101 x 81 cm.
35. Georges Seurat: *A Sunday Afternoon on the Island of La Grande Jatte* (1884-86), Art Institute of Chicago, 208 x 308 cm.
36. Vincent van Gogh: *Starry Night over the Rhone* (1888), Musée d'Orsay Paris, 72.5 x 92 cm.
37. Vincent van Gogh: *Starry Night* (1889), Museum of Modern Art New York, 73.7 x 92.1 cm.
38. Vincent van Gogh: *Café Terrace at Night* (1888), Kröller-Müller Museum Otterlo, 81 x 65 cm.
39. Paul Gauguin: *When will you marry?* (1892), private collection, 101 x 77 cm.10
40. Edvard Munch: *The Scream* (1893), National Gallery Oslo, 91 x 73.5 cm.
41. Paul Cézanne: *Mont Sainte-Victoire, seen from Bellevue* (1895), Barnes Foundation Philadelphia, 73 x 92 cm.
42. Gustav Klimt: *The Kiss* (1907-08), Austrian Gallery Belvedere Vienna, 180 x 180 cm.
43. Gustav Klimt: *Death and Life* (1910-16), Leopold Museum Vienna, 178 x 198 cm.
44. Franz Marc: *Blue Horse I* (1911), Städtische Galerie im Lenbachhaus and Kunstbau Munich, 112 x 84.5 cm.
45. Franz Marc: *Foxes* (1913), private collection, 79.5 x 66 cm.
46. August Macke: *Russian Ballet I* (1912), Kunsthalle Bremen, 103 x 81 cm.
47. Egon Schiele: *Seated woman with bent knees* (1917), National Museum Prague, 46 x 30.5 cm.
48. Wassily Kandinsky: *Composition VIII* (1923), Solomon R. Guggenheim Museum New York, 140 x 201 cm.

Wenn ihr zu „Art Gallery“ noch Fragen oder Anregungen habt, wendet euch bitte an: Piatnik, Hütteldorfer Straße 229-231, A-1140 Wien, oder an info@piatnik.com