

A GAME BY TAUCETI DEICHMANN

SIDEREAL CONFLUENCE

A GAME OF TRADING AND NEGOTIATION IN THE ELYSIAN QUADRANT

RULEBOOK

Nine species came together during the great Confluence. Not to wage war or bicker, but to commit themselves towards building a single joint society where every species would be the equal of the others and every new innovation would be shared between them all.

And yet, these peoples were utterly alien to one another. With no shared cultural heritage, they thought of "equality" very differently. Each wanted their own ideals at the core of the growing society.

What followed would be the single most aggressive cooperation the galaxy had yet seen.

OVERVIEW

Sidereal Confluence is a trading game. Players represent alien civilizations that are trading resources and inventing shared technology. Technologies earn the inventor many points, but the advantages of the technology are given to all players. **The player with the most victory points at the end of six turns wins the game.**


There are a few ways Sidereal Confluence is unusual compared to most other trading games:

- ✧ This is a simultaneous game — in each phase of the game, players act at once.
- ✧ Information is open, except for bids and victory points.
- ✧ Almost everything is tradeable, including sectors of your economy. Victory points are not tradeable.
- ✧ Deals are binding, even across turn boundaries: if you promise to do something, you must do it.



COMPONENT COUNT

- 30 (1) Victory Point Tokens
- 20 (2) Victory Point Tokens
- 10 (5) Victory Point Tokens
- 30 (10) Victory Point Tokens
- 9 "x5" tokens
- 54 (1) Ship Tokens
- 22 (3) Ship Tokens
- 11 Faderan Acknowledgment Tokens
- 6 Caylion "x2" Tokens
- 7 Zeth Envoy Tokens
- 8 Zeth Protection Racket Tokens



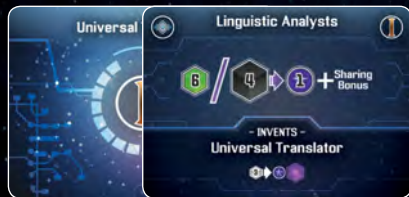
- 45 Small Food/Life Support Cubes (Green)
- 45 Small Culture Cubes (White)
- 45 Small Industry Cubes (Brown)
- 35 Large Information Cubes (Black)
- 35 Large Biotechnology Cubes (Blue)
- 35 Large Power/Electrical Cubes (Yellow)
- 12 Large Unity/Wild Cubes (Gray)
- 16 Small Unity/Wild Cubes (Gray)
- 24 Ultratech Octagons
- 9 Player Screens



- 1 Rulebook
- 1 Teaching Guide
- 3 Kjasjavikalimm Tiles
- 9 Species Boards
- 12 Track Boards



41 Technology/Research Team Cards



40 Colony Cards



26 Caylion

32 Eni Et

38 Faderan

33 Im'dril

25 Kjas

41 Kit

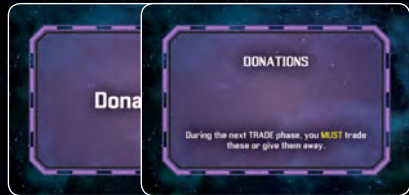
29 Unity

27 Yengii

27 Zeth



9 Donation Cards



12 Confluence Cards



9 Species Starting Cards



CARD # INDEX

- 1-26 Caylion*
- 27-58 Eni Et*
- 59-70 Faderan Relic World
- 71-96 Faderan*
- 97-129 Im'dril*
- 130-154 Kjas*
- 155-182 Kit*
- 183-195 Kit Colony
- 196-224 Unity*
- 225-251 Yengii*
- 252-278 Zeth*
- 279-318 Colony
- 319-359 Technology
- 360-371 Confluence
- 372-380 Starting
- 381-389 Donation

* Each species set also includes a reference card.



SETTING UP THE GAME

SELECT SPECIES

Starting with the least experienced player, each player chooses a species whose play style is the most enjoyable for them. You can find more about each species on their species boards. They are listed below, from easiest to most difficult to play.



KT'ZR'KT'RTL have a single driving need — green cubes. They have many products to sell for them, including a near inexhaustible supply of inexpensive colonies. Recommended for players who desire a razor-sharp focus to their goals, and the tools to negotiate for it.



CAYLION need very little (other than ships), and thus give you no direction. They will support you well with any goals you choose. Recommended for players who are comfortable choosing a path for themselves without landmarks.



KJASJAVIKALIMM have a strong economy that can be crafted during play. It is possible to set them up to be relatively independent of the other players. Recommended for players who enjoy analysis and puzzles.



FADERAN have "Relic Worlds" — random cards they can put into play with situationally powerful abilities. Recommended for players who enjoy being surprised, and like to wrap their minds around strange play styles midway through the game. Fun for new players, although they are unlikely to win with them.



IM'DRIL economy is extremely strong but fragile and must be tended carefully to make it grow. Their needs are well defined (octagons, black, and brown), but nearly insatiable. Recommended for experienced players who are comfortable with complex bargains.

ADVICE: PICKING A SPECIES

Kt'Zr'Kt'Rtl, Caylion, Kjasjavikalimm, and Faderan are easiest to play. A skilled new player can do well with the Im'dril. The Eni Et and Unity require very pushy trading. The Yengii are a challenge for experienced players. Zeth are mean, so best if most players are experienced.



ENI ET are resource poor, but have the ability to make other players extremely rich. Recommended for experienced players who are skilled at reading others' game state and seeing opportunity in it.



UNITY produce wild resources — whatever everyone else most needs. They can run their economy on whatever everyone else sees as junk. Recommended for experienced players who can make challenging negotiations — trading quality for quantity means needing to trade at an apparent profit.



YENGI require a nearly preternatural understanding of the game's state and to know the other player's desires even better than they do. Recommended for very experienced players who enjoy paying attention to many things at once.



ZETH are not really playing the same game as everyone else — they are running a protection racket. Recommended for players who are good at being mean and pretending to be scary. Not recommended when the other players in the game are new.

PLAYER AREA

Take your species' starting cards, components, and board(s).



SPECIES STARTING CARDS Your cards with a star on the top left start in play in front of you.

Several species have unique components. Each player also has a Phases reference card and a Donations card.

Collect the resources and ships printed on your starting card.



STARTING TECHNOLOGY Deal one era I technology card with the **research team** side face-up to each player with a symbol in their "starting resources" section of their starting card.





STARTING COLONIES Deal the number of random colonies to players with the symbol in their "starting resources" box.

Once done, you may return the starting card to the box.

Keep remaining cards in a stack for easy access. This is your species deck. Do not shuffle it. This is a library of cards that you can look through at any time.

BID TRACK

Find the **Research Team Bid Track** and **Colony Bid Track** that matches the number of players in your game. The player count is printed next to the icon.



Kjasjavikalimm increase the player count for the colony bid track. If someone is playing Kjasjavikalimm, use the Colony Bid track for +1 player, which is why some go as high as 10 players.

Kjasjavikalimm do not affect the length of the research team bid track.

An 8 player game may or may not have the Kjas, and thus could either use the 8 or 9 player Colony Bid track.

Place the boards in the middle of the play area. Track boards that are split into multiple parts are coded with an "a," "b," and "c." Arrange them as a continuous track in alphabetical order.

Put unused boards back in the box.

EXAMPLE: PLAYER AREA

The Faderan start with one colony **1**, one research team **2**, four converters in play **3**, one Ultratech **4**, one Biotech **5**, one Power **6**, three Culture **7**, one Industry **8**, and two ships **9**.

Uniquely, the Faderan have Acknowledgment tokens **10** and a Relic World deck **11**.

Each player has a reference card **12**, donations card **13**, and screen **14**. Set your screen close to you, with all other components in front of it.

Keep your species deck nearby. **15**




CONFLUENCE STACK

Find the **Confluence** cards that match the number of players in your game. This is printed next to the icon. Put any others back in the box. They won't be used this game. There should now be six confluence cards.

Splay them in a column so you can see the top of each card. Arrange them so the Turn 1 card is in front. Behind that is turn 2, behind that is turn 3, and so on.

COLONY CARDS

Colony cards have an un-terraformed front side showing a smaller planet icon and darker card border, and a terraformed side, showing a larger planet icon with a bright card border.



Shuffle the colony cards without looking at them. Set this deck front side up. Put the colony deck near the Colony Bid Track.

Deal one Colony card from the top of the Colony deck to each space of the Colony Bid Track, from left to right.

TECHNOLOGY CARDS

Technology cards have a **Research Team** side, showing the type of researchers along the top, and a **Technology** side, showing just the name of a technology along the top.



RESEARCH TEAM SIDE



TECHNOLOGY SIDE

Shuffle each era's cards separately, research team side up. Stack the cards together with era I on top, then era II below that, then era III below that, and era IV on bottom.

Put the technology deck near the Research Team Bid track.

Deal one Technology card from the Technology deck to each space of the Research Team Bid Track, from left to right.

FINAL SETUP


Pile the points, ships, and resources in reach of all the players.

EXAMPLE: CONFLUENCE STACK



EXAMPLE: BID TRACK (4 PLAYERS WITHOUT KJAS)

Technology cards are stacked with the Era I cards on top, followed by Era II, III, and IV. The Research Team sides are all face-up. Four random research teams are placed on the spaces of the track.



TECHNOLOGY DECK



COLONY DECK





PLAYER COUNT



The colony cards are shuffled with their front sides face-up. Four random colony cards are placed on the spaces of the track.

SETTING UP THE GAME

GAME SETUP DIAGRAM FOR 4 PLAYERS



FADERAN RELIC WORLDS
FADERAN CONCLAVE
 F2D-gr-0W
 Difficulty: 3

Background:

- Relic World Deck.
- Acknowledgments (Here's I feel to you later!)

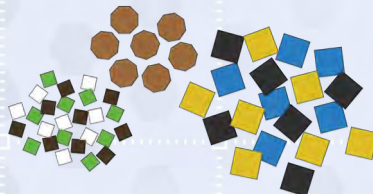
The Relic World Deck is a collection of 100 cards, each representing a different relic world. The cards are divided into three categories: **Relic World Deck**, **Acknowledgments**, and **Background**. The **Relic World Deck** contains 100 cards, each with a unique icon and name. The **Acknowledgments** section contains 10 cards, each with a unique icon and name. The **Background** section contains 10 cards, each with a unique icon and name. The cards are designed to be used in a variety of ways, from simple card games to complex strategy games. The **Relic World Deck** is the most important part of the game, as it provides the main source of cards for the players. The **Acknowledgments** section is used to track the progress of the game, and the **Background** section provides the context for the game.

Bid Tetrasker-7
 Colony Support-4


GENERAL SUPPLY OF POINTS



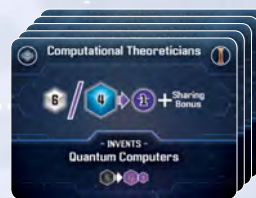
GENERAL SUPPLY OF RESOURCES



GENERAL SUPPLY OF SHIPS





TECHNOLOGY DECK



COLONY DECK



REFERENCE CARD



SPECIES DECK



UNIQUE SPECIES COMPONENTS



STARTING COLONY CARDS

SCREEN



DONATION CARD





RESEARCH TEAM BID TRACK



COLONY BID TRACK SET UP FOR 5 PLAYERS BECAUSE THE KJAS ARE IN THIS GAME

STARTING CONVERTERS



KJASJAVIKALIMM DIRECTORATE
k-jas-DJA-vik-kah-LEEM
 Difficulty: 2

Setup: Count as 2 players for colony track.
Colony Bid: May have bid to bid a second time.
Territory ties.

Bid Tiebreaker: 6
Colony Support: 6


Background:
 By now, the Kjasjavikalimm should have colonized dozens of worlds. Their many nations competed to perfect hyperspace technology, but experiment after experiment failed. It was only later that they realized the truth: the Faderan had secretly sabotaged their research for decades, denying the Kjasjavikalimm their destiny.

The Confluence:
 The Faderan offered a new, hollow future in return: become one of many species sharing a galaxy that should have been the Kjasjavikalimm's by right of military prowess.

The Faderan had already managed to forge an alliance of eight species: too many for the Kjasjavikalimm to fight and live. So, grudgingly, the myriad nations allied under a common purpose: to beat the Faderan at their own game and achieve control over the growing society from the inside.

The strong Kjasjavikalimm nationalism comes from their use of pheromones to regulate group emotions and define loyalty. This allows them to cooperate extremely efficiently with anyone who smells like "family" (i.e. their entire nation). Unfortunately, aliens lack strong emotional pheromones, and thus can never be completely trusted.

SPECIES BOARD



STARTING SHIPS AND RESOURCES

CONFLUENCE CARDS



ZETH ANDRACRY
 Difficulty: 3*

Stealing: *Adversity makes them rich. Many steal from each player at least once a turn. Enemy Tactics make stealing particularly dangerous.*

Background:
 The Zeth are not united by any means. They are a collection of various species that have taken advantage of each other's weaknesses such as "ethics" and "honesty" to dominate black markets and illicit industries of all sorts. Simultaneously, in technological know-how they make up in sheer technological and Mech-revelation ability to manipulate their friends and enemies.

Confluence:
 While the Zeth are not united by any means, they are a collection of various species that have taken advantage of each other's weaknesses such as "ethics" and "honesty" to dominate black markets and illicit industries of all sorts. Simultaneously, in technological know-how they make up in sheer technological and Mech-revelation ability to manipulate their friends and enemies.

PHASES
 TRADE PHASE
 ECONOMIC PHASE
 CONFLUENCE PHASE
 SCIENCE PHASE
 COLONY PHASE
 RESEARCH PHASE

APPROXIMATE TURN TRACE
 1 = 2 = 3 = 4 = 5 = 6

DONATIONS
 During the next TRADE PHASE, you MUST trade 1 item of your own choice.



COMPONENTS & CONCEPTS



VICTORY POINTS represent influence over the developing society. Keep points hidden face down and behind your player screen. Points cannot be traded.

SHIPS are used to bid on colonies and research teams. Ships can be traded and are worth roughly one small cube.

RESOURCES are cubes that represent various trade goods. Resources are distinguishable by their color, size, and shape. One point (★) is worth roughly one octagon (🟠) or two large cubes (🟡🟢) or three small cubes (🟤🟥🟦).

X5 TOKENS are included if ships, victory points, and resources run out. They should be considered unlimited.

RESOURCE ICONS

-  Food & Life Support
-  Culture
-  Industry
-  Information
-  Biotechnology
-  Power, Electrical
-  Unity, Wild
-  Ultratech

PLAYER SCREENS to hide your victory points and some ships during bidding. Resources and cards never go behind screens.



Bid Tiebreaker: 1
Colony Support: 3

Bid Tiebreaker: 1
Colony Support: 3

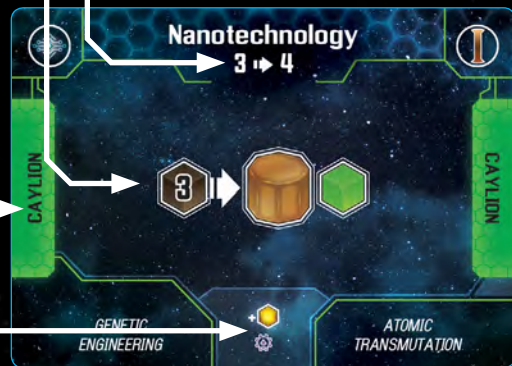
CAYLION

ANATOMY OF A CARD

BORDERS The colors indicate the owner.

CONVERTERS These show how you exchange resources. Converters show either a violet arrow or a white arrow, representing when they can run.

EXCHANGE RATE This approximates the values of this conversion.



FRONT: SPECIES CARD



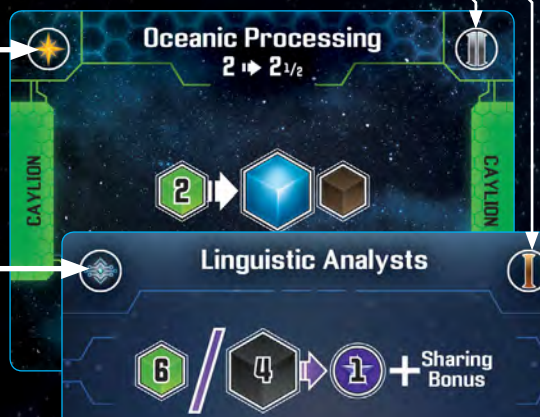
BACK: SPECIES CARD ("UPGRADED")

UPGRADES The bottom of your technology card shows two ways to upgrade it. The icons on the center show the results of upgrading.

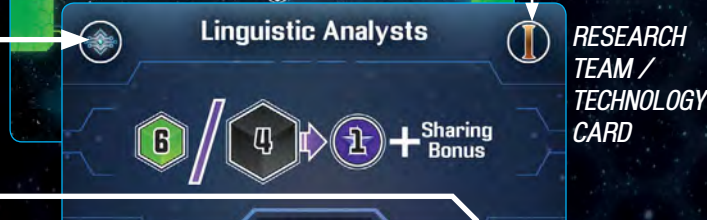
ENTERING PLAY These icons tell you how a card comes into play.

- This card starts the game in play.
- This enters play when someone invents this technology.
- This enters play when you run this converter.
- When this converter runs, the top card of the matching deck enters play.

ERA The icon on top right shows when the technology appears.



CAYLION STARTING CONVERTER



RESEARCH TEAM / TECHNOLOGY CARD

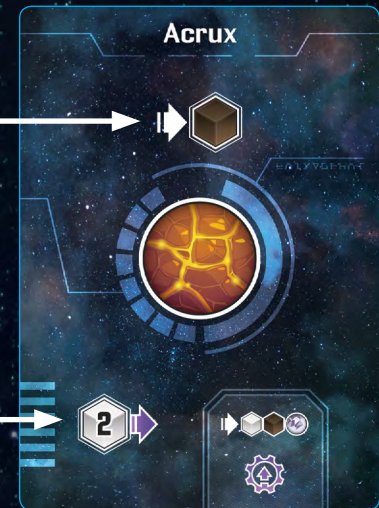


IM'DRIL FLEET CARD



FADERAN RELIC WORLD CARD

COLONY CONVERTERS Colonies have free converters at the top of the card. These require no inputs.



FRONT: COLONY CARD



BACK: COLONY CARD ("TERRAFORMED")

TERRAFORMING Colonies may be flipped to increase output and change climate. The icons on the bottom right show the results of terraforming.

- Desert
- Ice
- Jungle
- Ocean

HOW TO PLAY

OVERVIEW OF THE GAME

A game of Sidereal Confluence is composed of six turns. Each turn is composed of three phases. All players play each phase of each turn simultaneously. In order, the phases of a turn are:

TRADE PHASE (IN ANY ORDER):

- ✦ Negotiate the exchange of goods and other items
- ✦ Run converters that have violet arrows
- ✦ Upgrade cards
- ✦ Invent technologies

ECONOMY PHASE (IN THIS ORDER):

- ✦ NO NEGOTIATION ALLOWED
- ✦ Check colony support, discarding excess colonies
- ✦ Run converters with white arrows
- ✦ Place donation goods in donation area

CONFLUENCE PHASE (IN THIS ORDER):

- ✦ Share technologies, receive the Sharing Bonus
- ✦ Assign bids for Colonies and Research Teams
- ✦ Resolve bids for Colonies
- ✦ Resolve bids for Research Teams

TRADE PHASE

During the Trade Phase, you may freely exchange resources, ships, cards, and promises. **You may not trade Victory Points.** All agreements are binding: trading players must agree to what is being traded before it happens. Neither can cheat the other by withholding what has been agreed upon. Trades that involve action later in the turn or on future turns are still binding.

NEGOTIATION

Players may only trade during the Trade Phase. Players should avoid talking about potential future trades except during the Trade Phase.

MULTILATERAL TRADING

Players can make three-way (or more) binding trades. Everyone involved must agree to everything that is being traded before it happens. This resolves situations where three players each want what the next one has, or where a player only wants to make one trade contingent on another trade going through. For example: You make a trade for a resource you don't personally need because another opponent demands that resource in order to trade with you. If that opponent changes their mind, it would render the goal of the first trade moot. Multilateral agreements prevent this situation from happening.

PENALTIES

In the rare case that a player cannot fulfill their promise, the offending player may instead give compensation to the wronged player(s) that everyone involved in *this trade* agrees to. If they do not agree to the compensation, the offending player must complete as much of the original agreement as possible, then the offending player loses points based on each item they failed to uphold. These losses may cause a player's score to go negative.


- ✦ For each cube or ship: lose 1 point.
- ✦ For each card, octagon, or point: lose 2 points.


TRADING CARDS


If a player trades away a card with their species border, it must be returned at the end of the turn. Cards without specific player borders, such as colonies and research teams, are traded away permanently.

VIOLET CONVERTERS

➔ Players may run **violet** arrow converters during the Trade Phase. Each converter may be run at most once per turn.

 **TOP CARD** Running a converter next to this symbol brings the top card of the matching deck into play.


 **PUT INTO PLAY** Running a violet converter next to this symbol makes the card enter play. This is the only case where you may run a converter that is not already in play.

 **UPGRADE** There are two ways you may upgrade (flip) most cards — Running a Converter or Spending a Card.

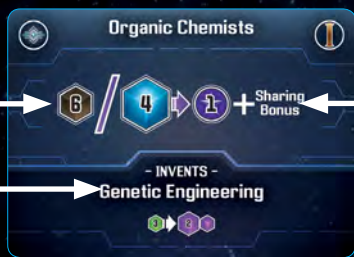
✦ **Running a Converter:** Run the violet arrow converter noted on the card then flip the card.

✦ **Spending a Card:** If another card's name is printed in the upgrade area, that is a prerequisite for upgrading. Both cards must be in play in your possession (not loaned to another player). Flip your upgrading card and put the prerequisite card underneath it.

INVENTING TECHNOLOGIES

 You may invent a technology by running the violet converter on a research team you control.

INPUT Spend one of the sets of resources printed to the left of the arrow. Each set is separated by a slash (/). Spent resources return to the general supply.



OUTPUT This produces the indicated points and invents the technology. Do not take the additional points for the Sharing Bonus yet.

PREVIEW The bottom of the card shows the name of the technology invented and the new converter. Note that the colors of the resources in the output may differ by species.

After running this converter, flip the card over from the research team side to the technology side. Find the matching card in your species deck and put it into play.

END OF THE TRADE PHASE

Trade Phase continues until all but one player is done trading. If you feel it necessary, you may impose a 10-minute time limit to all trading. The turn then continues to the Economy Phase.

EXAMPLE: CONVERTING TO UPGRADE

Deep Hunting upgrades by running the converter on the left.



Input: Spend 1 Ocean colony and 2 Biotech.

Output: 1 point and upgrade Deep Hunting to **Pelagic Bounty**.



EXAMPLE: SPENDING A CARD TO UPGRADE




If you have **Nanotechnology** and **Genetic Engineering**, you may upgrade Genetic Engineering to **Genetic Resynthesis**:

First, put Nanotechnology underneath the Genetic Engineering.

Then, flip the Genetic Engineering card over to reveal its upgraded version.

It is not Genetic Engineering any more. It cannot be used to upgrade a card that has Genetic Engineering as a prerequisite to upgrade.

NANOTECHNOLOGY



ADVICE: INVENTING ON TURN 1

For new players, it's best not to invent any technologies on Turn 1. Experienced players can take the risk, but generally it's too much of a strain when your economy is still in its early stages.

ECONOMY PHASE

NO NEGOTIATION

Negotiation is prohibited during the Economy Phase.

COLONY SUPPORT

Check your Colony Support at the beginning of the Economy Phase. If you have more colonies than your Colony Support, you must put the excess under the colony deck.

EXAMPLE: COLONY SUPPORT

The Zeth have Colony Support 3.

At the start of the Economy Phase, you have 4 colonies in your play area. Therefore, you must discard one colony card to the bottom of the deck.



Bid Tiebreaker: 2
Colony Support: 3



RUNNING ECONOMIC CONVERTERS

▶ Players may run their economic converters during the Economy Phase. Economic converters have **white** arrows. Each converter can be run at most once per turn.

Converting is **optional**. You may choose to not run a converter. All economic converters are run simultaneously. As such, the output of one converter **cannot** be used as the input for another in the same turn. Converters with nothing to the left of the arrow can be run without input resources. Colonies are a common example of this.

First, put all resources you input onto the converters.

Then, take resources from the common pool and put them on the outputs of your converters.

Finally, return all input resources to the common pool.

DONATION

Converters sometimes output “donation” resources, ships, or points, indicated with a dashed violet outline. Place your donations on your donation card.

During the next Trade Phase, you must trade away all donation goods. If you do not, you must gift them to another player at the end of the Trade Phase. Players cannot refuse a gift. Until the donations are traded or gifted, they must stay on your donation card to make their nature clear to the other players.

Donation victory points break the normal rule that points cannot be traded.

EXAMPLE: DONATION OUTPUT

Multispecies Hybrid Cultures outputs 1 point, 1 Biotech, and 1 Food that go directly to your Donation card.



WILD RESOURCES

Some species have converters that input or output wild resources. Those species have specific rules governing what they can do with wilds.

In all cases, sizes cannot change. Small wild resources can only be small resource cubes. Large wild resources can only be large resource cubes.



UNITY inputs can be any mix of colors of the matching size. Unity's wild outputs are always wild gray resources.



ENI ET have converters that input a single type of resource and output more resources of the same type. You may input Unity wilds, but they are not destroyed. Instead, pass the wilds through the converter unchanged, then fill in the remainder of the output with one type of resource in that size. You may mix wilds with one other resource type as input, in which case the output is that type of resource.



ZETH cannot steal gray Unity wild resources.

CONSUMING COLONIES

Some converters consume colonies with the correct climate icon. Those colonies are discarded front-side-up under the colony deck. The colony deck is not shuffled — it will go through the discarded colonies in the order they were discarded.



CONFLUENCE PHASE

SHARING TECHNOLOGIES

First, players share technologies they invented during the Trade Phase then earn points for sharing those technologies.

Each player announces every technology they invented and places them face down in the middle of the play area. Splay the cards so that their names can be easily read.

For each technology you invented, you now receive points equal to the current Sharing Bonus printed on the Confluence card.





The Yengii instead receive the Yengii Sharing Bonus.

Each player then searches their species deck for the newly invented technologies. Put them into play.

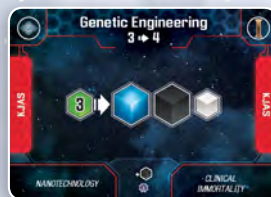
Era IV technologies are unique: they are not shared after they are invented. Despite this, era IV technologies do reward the Sharing Bonus normally.

EXAMPLE: SHARING TECHNOLOGY

In the Trade Phase, you invented **Genetic Engineering**. According to the current Confluence card, you earn 3 points for inventing a technology.



In the Confluence phase, the other players find their Genetic Engineering cards in their species decks and put them into play. Note different species may have slight variations, like Caylion producing Industry where Kjas and Faderan produce Culture.



OVERVIEW OF BIDDING

After technologies are shared, players bid ships for new colony cards and research team cards. These are two simultaneous hidden bids that determine the order in which the players can buy one card from each of the two bid tracks.

The number above each track space is the **Minimum Bid**, the lowest price to purchase a card in that space.

Before bidding begins, each player does the following:

First, announce to the other players how many ships you have. Then, secretly divide your ships into a **colony bid** in one hand, the **research team bid** in another hand, and any ships you don't want to spend hidden behind your screen. Any of these can be empty. Put forth your closed fists to signal you are ready to bid.

EXAMPLE: BID ASSIGNMENTS

You have 4 ships. You assign 3 to the Colony bid, 1 to the Research Team bid, and save 0 ships.



NEGOTIATION

Players may briefly negotiate during the bidding, although only regarding what is being bid upon. You may try to convince another player to **not** take a card, in exchange for promises. Nothing can be traded until the next Trade Phase, although all deals are still binding.

COLONY BIDS

Once all players are ready, simultaneously reveal all colony bids. In order from highest bid to lowest, each player has the opportunity to buy a colony or pass:

BUYING A COLONY Return your bid ships to the general supply. Select a colony card from the Colony Bid Track. You may not select a colony card if its minimum bid is higher than your bid. If there are no colony cards you can buy, you must pass.

PASSING If you pass, keep all the ships from your Colony bid.

Remember that Colony Support is only checked at the **beginning** of the Economy Phase. You may take colonies even if it would put you over this limit at this time.

RESEARCH TEAM BIDS

Once all players have bought a colony or passed, resolve research team bids.

Simultaneously reveal all Research bids. In order from highest bid to lowest, each player has the opportunity to buy a technology or pass:

BUYING A RESEARCH TEAM CARD Return your bid ships to the general supply. Select a research team card from the Research Team Bid Track. You may not select a research team card if its minimum bid is higher than your bid. If there are no research team cards you can buy, you must pass.

PASSING If you pass, keep all the ships from your Research Team bid.

TIEBREAKERS

In both bidding rounds, two or more players might tie by bidding the same number of ships. In that case, the player with fewer of the type of card being bid on (colonies or research teams) gets to choose first. If players are still tied, the player with the highest tiebreaker number on their species board chooses first.

ADVICE: BIDDING ON TURN 1

3 for a colony and 1 for research is a good turn 1 bid.

ADVICE: RESEARCH TEAMS

When selecting a research team to buy, new players often get bogged down looking at the converters that each will add to the game. Even for experienced players, the results of a technology are much less important than simply determining whether you can afford the resource cost to invent it.

If you must choose a research team based on what it invents, remember that every player will benefit from that invention. Don't pick something just because it synergizes well with your own economy, as it likely does the same for everyone.

Instead, pick a technology that drives up supply or demand. Pick a converter that consumes a resource you over-produce or produces more of a resource that you desperately need.

Think about how technologies warp the playing field of the game, not merely what they do for you.

END OF CONFLUENCE PHASE

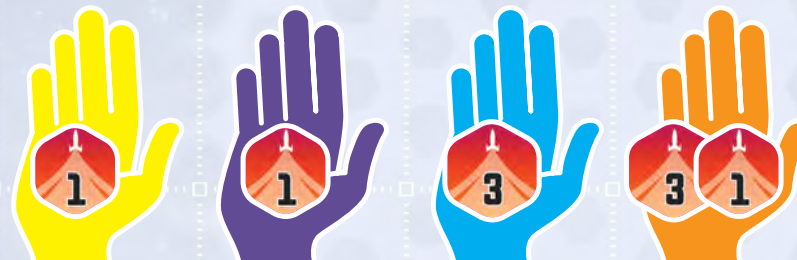
At the end of the Confluence phase, take all remaining cards with a minimum bid of 1 and put them under their respective decks, front-side face up.

Then, slide all remaining cards in the tracks all the way to the left and fill the empty spaces to the right from the top of the research team or colony deck, as appropriate.

Do not flip cards as you draw them: keep them front-side face up.

EXAMPLE: RESOLVING A BID

It's time to bid for Colonies. Faderan and Yengii each bid 1 ship. Eni Et bids 3 ships. Kit bids 4 ships.



Kit has the highest bid, picking first. They pay their entire bid to buy **Gacrux**.

Eni Et has the next highest bid. They really wanted to buy **Gacrux** and don't like the other options. They decide to pass instead.

Faderan and Yengii had tied bids. They both also have the same number of Colony cards, so their tie breaks according to their species tiebreaker number. Faderan has the higher tiebreaker, so they go first.

Faderan buys **Altair**.

Finally, Yengii buys **Sirius**.



ENDING THE TURN

At the end of each turn, players return any cards that have another species' border.

The current Confluence Technology Sharing Bonus card is flipped upside down and added to the splay of shared technologies. The back of that card lists what phases remain in the game so players can plan accordingly.

Then, if there are any Confluence cards left in the stack, go on to the next Trade Phase.



When Zeth are in the game, add an additional phase called **Zeth Steal Phase**.

Zeth may run their red stealing converters during this phase. The output of a red converter steals non-wild resources from another player. See the Zeth species board for more details.

ENDING THE GAME

If there are no Confluence cards left, it is the last turn of the game. During the last turn's Economy Phase, you keep any donations you output. The final Confluence Phase is replaced with scoring the game.

ENDGAME POINTS

Players receive the final turn Sharing Bonus for any technologies invented, as if those technologies had been shared.

Resources and ships are worth points at the end of the game.

Score is tracked down to $\frac{1}{2}$ point.

Each octagon, every 2 large cubes, and every 3 small cubes and/or ships are worth $\frac{1}{2}$ point.

Players reveal their hidden points. The player with the most victory points wins, having influenced the resulting multi-species society to hold most to their own ideals. There is no tiebreaker.

CREDITS

Game Design: TauCeti Deichmann

Graphic Design: Errick Dadisman

Rulebook Layout: Patricia Rodriguez,
Daniel Solis

Proofing: Summer Mullins

Illustrations: Nakarin Sukontakorn

Additional Art: Shutterstock

Deep thanks to Doug Hoover, Jacob Davenport, and Chris Cieslik for supporting the game well beyond what could ever be expected.

Thanks to RPI Games Club, Spielbany, and the many playtesters whose feedback helped make Sidereal Confluence what it is.

© 2020 WizKids/NECA LLC. WizKids and related marks and logos are trademarks of WizKids. All rights reserved.

EXAMPLE: END OF TURN



At the end of the fifth turn, you flip over the "5th Confluence" card onto the splay of invented technologies.

The back tells you that you're entering Turn 6, and that there is 1 Trade Phase and 1 Economy phase remaining.



OPTIONAL RULES

HANDICAPPING

If a group wants to adjust the strength of a species or a specific player, the easiest way to do this is to add or remove a single small cube from that player's starting resources.

PRECISE RESOURCE SCORING

At the end of the game, instead of adding up half points, you can treat octagons as $\frac{6}{12}$ point, large cubes as $\frac{3}{12}$, and small cubes as $\frac{2}{12}$. This gives a much more precise score, but takes longer to calculate.